

# Blackboard Quizzes

## Taking a Quiz in Blackboard

Your instructor will tell you what link your quiz is located under. Click on that link.

Click on the Quiz link




You will be instructed to click OK to begin the quiz.



Click Ok to begin Math Quiz 1. Click Cancel to return.





In most cases you can only take the quiz once. If you are not ready to take the quiz, click cancel. Once you click  , you might be allowed to save it and return to it, or you may have to complete the quiz on the first time.

## Preview Assessment Math

**Name:** Math  
**Instructions:**  
**Multiple Attempts:** Not allowed. This Test can only be taken once.  
**Force Completion:** This Test can be saved and resumed later.

Most instructors will allow you to take an quiz only once. If multiple attempts are allowed, the above directions will inform you.

Answer each question and click the  button next to each question. You also have the option of clicking the  button at the bottom of the page. If you do not save the questions, the computer will not grade them and your results will state "None Given" and the question will be marked wrong.

▼ Question Completion Status:

Question 1

10 points

Save

Is 100 > or < 200?

<

Question 2

10 points

Save

What Baseball team is in Chicago

- Cards
- Sox
- Cubs
- Yankkees

Save

Submit

*HINT:* It is recommended that you save each question after you answer it. When you click **Save** next to the question, the computer will grade that question and a pop-up window will appear to inform you that the question was saved.

Question 1

The question was successfully saved.

Tuesday, February 28, 2006 11:45:47 AM CST

OK

If this window does not appear, please save the question again.

**WARNING:** If you wait until the end of the quiz to save your answers, you run the risk of losing all of your work. If there is a network outage, or if you have taken a long time on the quiz, Blackboard may time out and you will have to re-log back in, any questions that were not saved will be lost. **There is no way to recover your answers.** Your instructor will have to reset your exam and you will have to take it over.

Once you have completed all of your questions and have saved your answers, click **Submit**.

If you have forgotten to save an answer, Blackboard will alert you which questions were not saved.



Click "Cancel" to go back and save your answers.

When you have successfully saved all your answers, the Assessment Submitted page will appear. Click **OK** to continue to your score.

## Assessment Submitted Math

Assessment successfully submitted. Click **OK** to review results.

Tuesday, February 28, 2006 11:46:41 AM CST

OK

Click **OK** to continue to your score.

You instructor will preset what information you receive on your score. You may receive just your score:

**Name:** Math  
**Status :** Completed  
**Score:** 10 out of 20 points  
**Instructions:**

OK

Or you may receive your score, what answers you gave, whether it was correct, and what the correct answer is. You will also see how many points you received for the exam

**Name:** Math  
**Status :** Completed  
**Score:** 0 out of 20 points  
**Instructions:**

### Question 1

0 of 10 points

Is  $100 >$  or  $<$  200?



**Selected Answer:**  $>$

**Correct Answer:**  $<$

### Question 2

0 of 10 points

What Baseball team is in Chicago



**Selected Answer:**  $\times$  Sox

**Correct Answer:**  $\checkmark$  Cubs

OK

Click **OK** to exit the quiz.